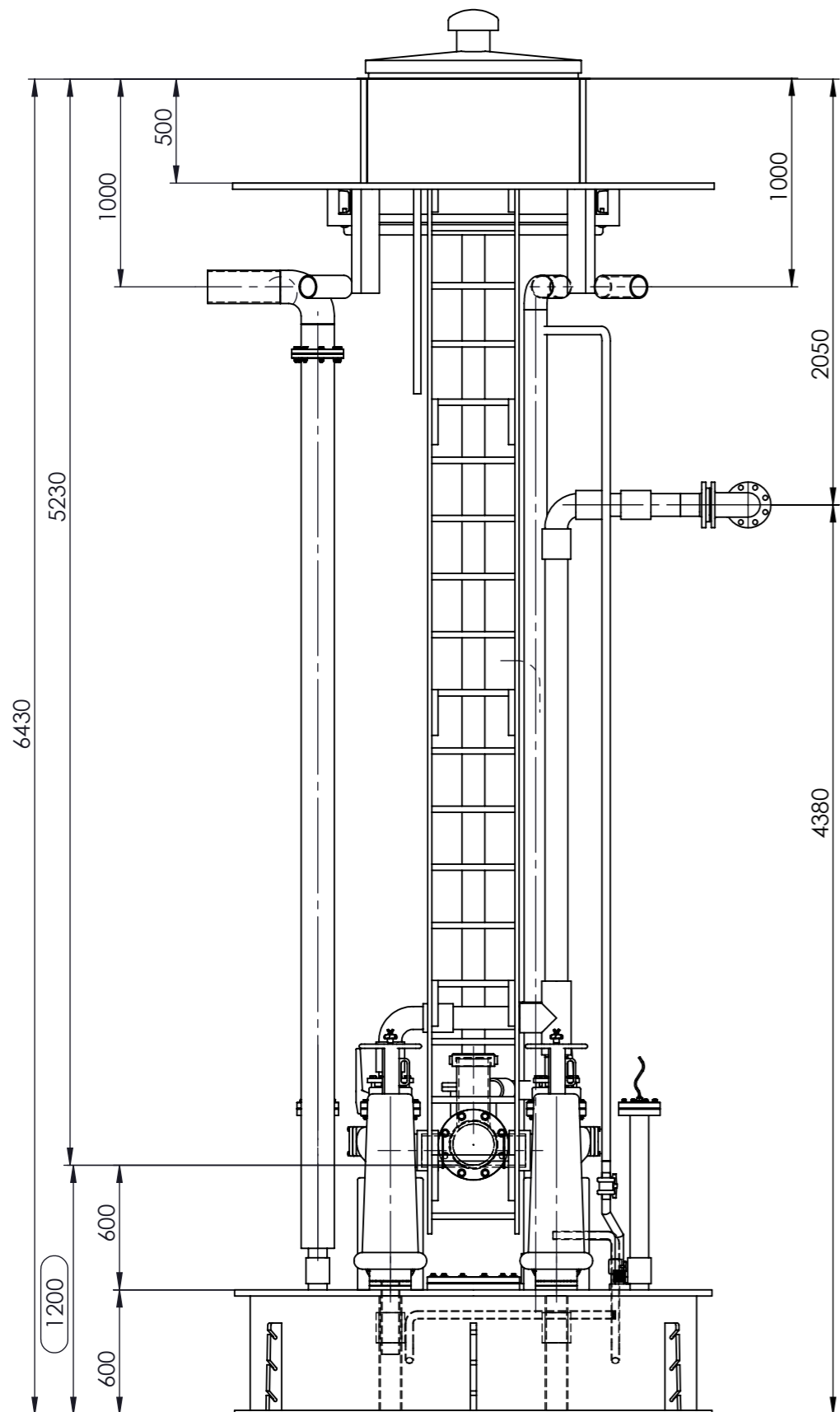
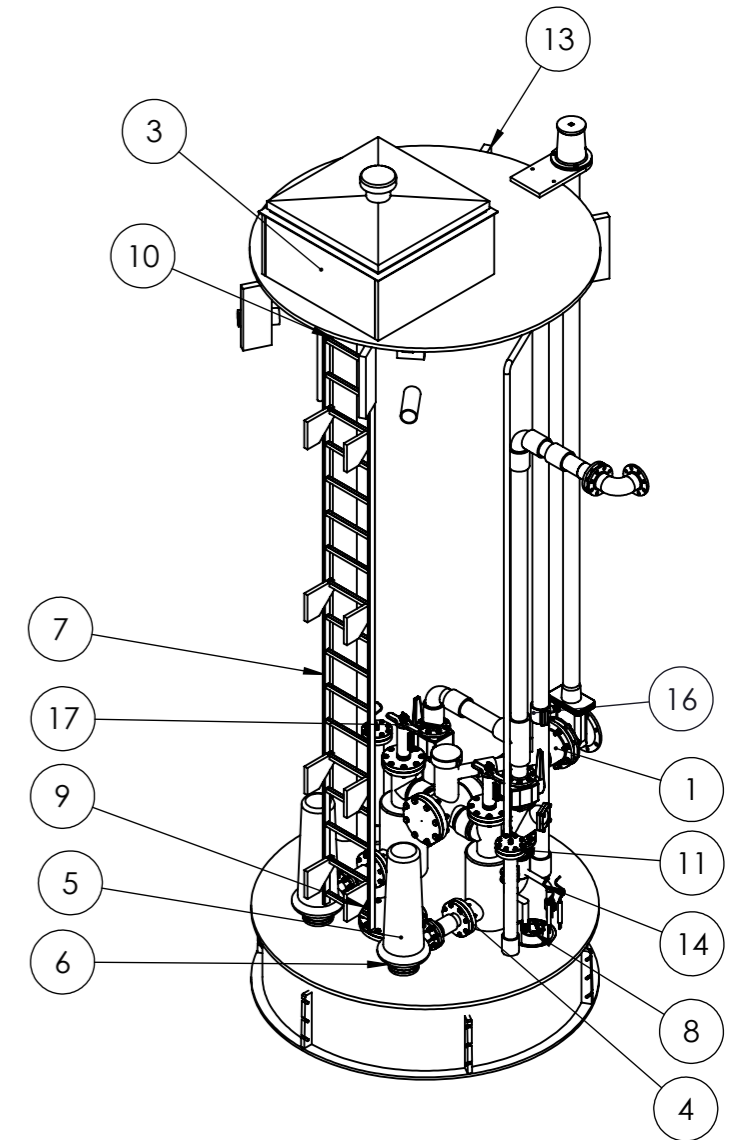
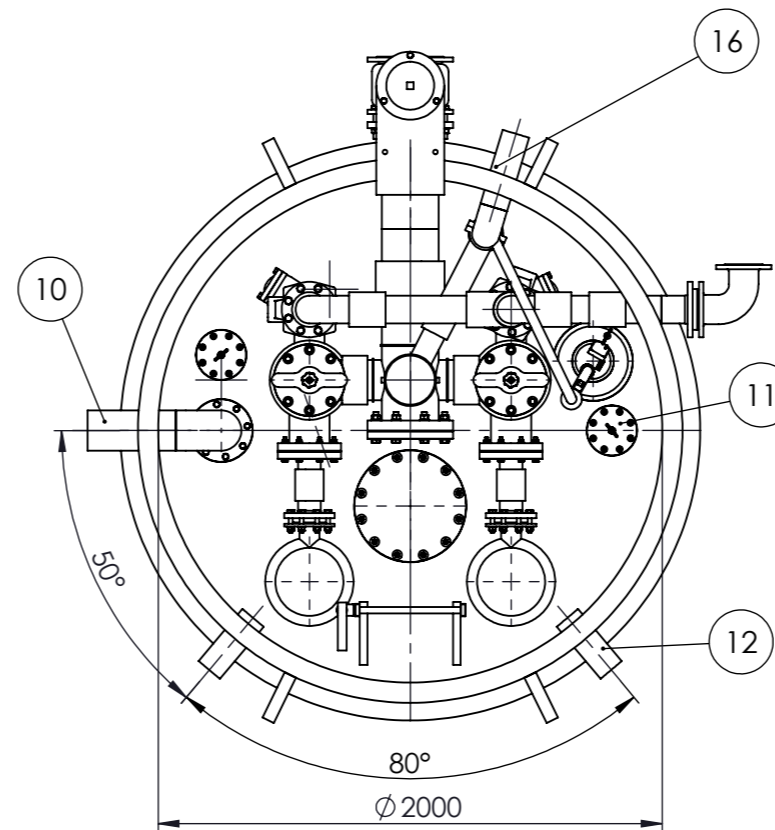


6548, Jakuose

over view



POS-NR.	BENENNUNG
1	inlet PE-HD 160x9,5
3	shaft cover 800x800
4	pressure side DN 80
5	Pumpe WILO EMU FA 08.52 W KD=80mm
6	suction side DN 80
7	ladder w= 400mm, with access aid
8	KE-Pumpe TM 32/8
9	inspection hole DN 300
10	shaft ventilation DN 150
11	Sensor wika 0-2,5 mWS, 20m Kabel
14	re-flushing of tank1 1/4"
16	Behälterventilation PE-HD 110x6,6
17	Druckrohrleitung PE-HD 125x7,4 / DN100



UNLESS OTHERWISE SPECIFIED: DIMENSIONS ARE IN MILLIMETERS			DO NOT SCALE DRAWING			DEBUR AND BREAK SHARP EDGES		
REVISION	NAME	DATE	DRAWN	NAME	DATE			
						Projekt		
						Jakuose (MS 1200-2000)		
						Blattname		ID
						over view		6548
								A3
S:\3 KONSTRUKTION\3_1 Projekte\6548_Jakuose_MS1200-2000\Konstruktion\Doku						Blattmaßstab 1:30		Blatt 1 von 1
						geplottet am 10.01.2013		

WILO SE
Werk Minden
 Zechenstraße 54
 32429 Minden/Germany
 T +49 571 505 507-0
 F +49 571 505 507-9